

# Cabinet Knobs & Switch Plates

e

1

REVISION  
OCT 2005

## TABLE OF CONTENTS

### CABINET HARDWARE

Cabinet Knobs .....	2-8
Cabinet Knob Back plates .....	9
Cabinet Pulls .....	10-15
Cabinet Pull Bases .....	15
The Estate® Collection Crystal Cabinet Knobs .....	16-18
The Estate® Collection Crystal Cabinet Pulls .....	19-20

### SWITCH PLATES

Square Bevel Design .....	21-22
Special Function Plates .....	22
Colonial Design .....	23-24
Rope Design .....	25-26

# Cabinet Knobs

## SOLID BRASS CABINET KNOBS COLONIAL DESIGN



No. 4650      No. 4655  
No. 4660

Item No.	Diameter	Projection	Weight per Container	Packed per Container	Finishes
4650.XXX.BIN	1" (25mm)	.937" (24mm)	2.5 lbs. (1.13kg)	25	030, 050, 102, 150, 151, 260, 264
4655.XXX.BIN	1.25" (32mm)	1" (25mm)	4 lbs. (1.83kg)	25	030, 050, 102, 150, 151, 260, 264
4660.XXX.BIN	1.5" (38mm)	1.187" (30mm)	5.8 lbs. (2.63kg)	25	030, 050, 102, 112, 150, 151, 260, 264, 402, 412, 415, 452

**PACKED:** Individually in polybags with 8-32 × 1" (25mm) long truss head screws. All bags are coded with product number, description, and UPC code.

## SOLID BRASS CABINET KNOBS CLASSIC DESIGN



No. 4700

Item No.	Diameter	Projection	Weight per Container	Packed per Container	Finishes
4700.XXX.BIN	.625" (16mm)	.625" (16mm)	1.5 lbs. (.68kg)	50	030, 050, 102, 150, 151, 260, 264



No. 4702      No. 4704  
No. 4706      No. 4708  
No. 4709

Item No.	Diameter	Projection	Weight per Container	Packed per Container	Finishes
4702.XXX.BIN	.75" (19mm)	.812" (21mm)	1.75 lbs. (.78kg)	25	030, 050, 102, 150, 151, 260, 264
4704.XXX.BIN	1" (25mm)	.937" (24mm)	3 lbs. (1.35kg)	25	030, 050, 102, 112, 150, 151, 260, 264, 412, 415, 452
4706.XXX.BIN	1.25" (32mm)	1.157" (29mm)	6 lbs. (2.78kg)	25	030, 050, 102, 112, 150, 151, 260, 264, 412, 415, 452
4708.XXX.BIN	1.5" (38mm)	1.406" (36mm)	10.4 lbs. (4.71kg)	25	030, 050, 102, 112, 150, 151, 260, 264, 412, 415, 452
*4709.XXX.BIN	1.75" (44mm)	1.820" (46mm)	8.5 lbs. (3.85kg)	10	030, 050, 102, 150, 151, 260, 264

**PACKED:** Individually in polybags with 8-32 × 1" (25mm) long truss head screws. All bags are coded with product number, description and UPC code. (\*No. 4709 is furnished with a No. 1/4-20 × 1.25" (32mm) truss head screw.)

**BHMA DESIGNATION:** B12132

# Cabinet Knobs

e  
3  
REVISION  
APR 2005

## SOLID BRASS CABINET KNOBS ROPE DESIGN

Item No.	Diameter	Projection	Weight per Container	Packed per Container	Finishes
4645.XXX.BIN	1.25" (32mm)	1" (25mm)	4 lbs. (1.83kg)	25	030, 050, 102, 150, 151, 260, 264
4646.XXX.BIN	1.5" (38mm)	1.156" (29mm)	6.25 lbs. (2.83kg)	25	030, 050, 102, 150, 151, 260, 264



No. 4645      No. 4646

**PACKED:** Individually in polybags with 8-32 x 1" (25mm) long truss head screws. All bags are coded with product number, description, and UPC code.

## FORGED BRASS CABINET KNOBS ORNAMENTAL DESIGN

Item No.	Diameter	Projection	Weight per Container	Packed per Container	Finishes
4929.XXX.BIN	1" (25mm)	.937" (24mm)	2.5 lbs. (1.13kg)	25	030, 050, 102, 150, 151
4931.XXX.BIN	1.5" (38mm)	1.093" (28mm)	5.42 lbs. (2.46kg)	25	030, 050, 102, 150, 151
4932.XXX.BIN	2" (51mm)	1.218" (31mm)	6.66 lbs. (3.03kg)	20	030, 050, 102, 150, 151



No. 4929      No. 4931  
No. 4932

**PACKED:** Individually in polybags with 8-32 x 1" (25mm) long truss head screws. All bags are coded with product number, description, and UPC code.

## FORGED BRASS CABINET KNOBS BEADED DESIGN

Item No.	Diameter	Projection	Weight per Container	Packed per Container	Finishes
4442.XXX.BIN	1" (25mm)	.814" (21mm)	1.45 lbs. (.659kg)	25	030, 050, 102, 150, 151, 260, 264
4443.XXX.BIN	1.25" (32mm)	.940" (24mm)	3 lbs. (1.35kg)	25	030, 050, 102, 150, 151, 260, 264
4444.XXX.BIN	1.5" (38mm)	1.215" (31mm)	4.75 lbs. (2.15kg)	25	030, 050, 102, 150, 151, 260, 264



No. 4442      No. 4443  
No. 4444

**PACKED:** Individually in polybags with 8-32 x 1" (25mm) long truss head screws. All bags are coded with product number, description, and UPC code.

# Cabinet Knobs

## FORGED BRASS CABINET KNOBS OVAL EDINBURGH® DESIGN

(see page E/6 for Round Edinburgh)



No. 4631      No. 4632

Item No.	Diameter	Projection	Weight per Container	Packed per Container	Finishes
4631.XXX.BIN	1.25" (32mm)	.994" (25mm)	2.95 lbs. (1.34kg)	25	030, 112, 150, 260
4632.XXX.BIN	1.5" (38mm)	1.05" (27mm)	4.1 lbs. (1.86kg)	25	030, 112, 150, 260

**PACKED:** Individually in polybags with 8-32 × 1" (25mm) long truss head screws. All bags are coded with product number, description and UPC code.

## FORGED BRASS CABINET KNOBS OVAL DESIGN

No. 4910      No. 4913  
No. 4939

Item No.	Dimensional Size	Projection	Weight per Container	Packed per Container	Finishes
4910.XXX.BIN	1.125" × .75" (29 × 19mm)	1.062" (27mm)	2.5 lbs. (1.13kg)	25	030, 050, 102, 112, 150, 151, 260, 264, 412, 415, 452
4913.XXX.BIN	1.375" × 1" (35 × 25mm)	1.437" (37mm)	6.25 lbs. (2.83kg)	25	030, 050, 102, 112, 150, 151, 260, 264, 412, 415, 452
*4939.XXX.BIN	1.625" × 1.25" (41 × 32mm)	1.875" (48mm)	9.33 lbs. (4.23kg)	20	030, 050, 102, 112, 150, 151, 260, 264, 412, 415, 452

**PACKED:** Individually in polybags with 8-32 × 1" (25mm) long truss head screws. All bags are coded with product number, description and UPC code. (\*No. 4939 is furnished with a No. 1/4-20 × 1.25" (32mm) long truss head screw.)

## FORGED BRASS CABINET KNOBS AND BACK PLATE DECORATIVE OVAL DESIGNS



No. 4915



No. 4905

Item No.	Dimensional Size	Projection	Weight per Container	Packed per Container	Finishes
4915.XXX.BIN	1" × 1.5" (25 × 38mm)	1.156" (29mm)	3.9 lbs. (1.78kg)	25	030, 050, 102, 150, 151, 260, 264
4905.XXX.BIN	1.187" × 2" (30 × 51mm)	.187" (5mm)	3.1 lbs. (1.4kg)	50	030, 050, 102, 150, 151, 260, 264

**PACKED:** Individually in polybags with 8-32 × 1" (25mm) long truss head screws. All bags are coded with product number, description and UPC code.

# Cabinet Knobs

e  
5  
REVISION  
APR 2005

## FORGED BRASS CABINET KNOBS MELON DESIGN

Item No.	Diameter	Projection	Weight per Container	Packed per Container	Finishes
4457.XXX.BIN	1" (25mm)	1.07" (27mm)	3.15 lbs (1.43kg)	25	030, 050, 102, 150, 151, 260, 264
4458.XXX.BIN	1.25" (32mm)	1.14" (29mm)	4.7 lbs (2.13kg)	25	030, 050, 102, 150, 151, 260, 264
4459.XXX.BIN	1.5" (38mm)	1.28" (32mm)	5.8 lbs (2.63kg)	25	030, 050, 102, 150, 151, 260, 264



No. 4457      No. 4458  
No. 4459

**PACKED:** Individually in polybags with 8-32 × 1" (25mm) long truss head screws. All bags are coded with product number, description and UPC code.

## FORGED BRASS CABINET KNOBS MELON DESIGN

Item No.	Diameter	Projection	Weight per Container	Packed per Container	Finishes
4980.XXX.BIN	1" (25mm)	.906" (23mm)	3.75 lbs (1.70kg)	25	030, 112, 412, 415, 452
4981.XXX.BIN	1.25" (32mm)	1.125" (29mm)	5 lbs (2.28kg)	25	030, 112, 412, 415, 452
4982.XXX.BIN	1.5" (38mm)	1.5" (38mm)	7.08 lbs (3.21kg)	25	030, 112, 412, 415, 452



No. 4980      No. 4981  
No. 4982

**PACKED:** Individually in polybags with 8-32 × 1" (25mm) long truss head screws. All bags are coded with product number, description and UPC code.

## FORGED BRASS CABINET KNOBS DROP RING PULL

Item No.	Dimensional Size	Projection	Weight per Container	Packed per Container	Finishes
4950.XXX.BIN	2" × 1.75" (51 × 44mm)	.75" (19mm)	2.75 lbs. (1.25kg)	25	030



No. 4950

**PACKED:** Individually in polybags with 8-32 × 1" (25mm) long truss head screws. All bags are coded with product number, description and UPC code.

# Cabinet Knobs

## SOLID BRASS CABINET KNOBS DOMINION DESIGN



No. 4490      No. 4491

Item No.	Diameter	Projection	Weight per Container	Packed per Container	Finishes
4490.XXX.BIN	1" (25mm)	.96" (24mm)	3.3 lbs (1.49kg)	25	030, 050, 102, 150, 151, 260, 264
4491.XXX.BIN	1.25" (32mm)	1" (25mm)	4.2 lbs (1.9kg)	25	030, 050, 102, 150, 151, 260, 264

**PACKED:** Individually in polybags with 8-32 × 1" (25mm) long truss head screws. All bags are coded with product number, description and UPC code.

## SOLID BRASS CABINET KNOBS DECO DESIGN



No. 4492      No. 4493  
No. 4494

Item No.	Diameter	Projection	Weight per Container	Packed per Container	Finishes
4492.XXX.BIN	1" (25mm)	1" (25mm)	4.25 lbs (1.93kg)	25	030, 050, 102, 150, 151, 260, 264
4493.XXX.BIN	1.25" (32mm)	1.156" (29mm)	6.75 lbs (3.06kg)	25	030, 050, 102, 150, 151, 260, 264
4494.XXX.BIN	1.5" (38mm)	1.25" (32mm)	9.25 lbs (4.19kg)	25	030, 050, 102, 150, 151, 260, 264

**PACKED:** Individually in polybags with 8-32 × 1" (25mm) long truss head screws. All bags are coded with product number, description and UPC code.

## SOLID BRASS CABINET KNOBS RING DECO DESIGN



No. 4445      No. 4446  
No. 4447

Item No.	Diameter	Projection	Weight per Container	Packed per Container	Finishes
4445.XXX.BIN	1" (25mm)	.925" (24mm)	2.85 lbs (1.30kg)	25	030, 050, 102, 150, 151, 260, 264
4446.XXX.BIN	1.25" (32mm)	1.04" (27mm)	4.85 lbs (2.20kg)	25	030, 050, 102, 150, 151, 260, 264
4447.XXX.BIN	1.5" (38mm)	1.08" (28mm)	7.5 lbs (3.40kg)	25	030, 050, 102, 150, 151, 260, 264

**PACKED:** Individually in polybags with 8-32 × 1" (25mm) long truss head screws. All bags are coded with product number, description and UPC code.

# Cabinet Knobs

e  
7  
REVISION  
APR 2005

## FORGED BRASS CABINET KNOBS ROUND EDINBURGH® DESIGN (see page E/3 for Oval Edinburgh)

Item No.	Diameter	Projection	Weight per Container	Packed per Container	Finishes
4629.XXX.BIN	1.25" (32mm)	.982" (25mm)	4.05 lbs. (1.84kg)	25	030, 112, 150, 260
4630.XXX.BIN	1.5" (38mm)	.972" (25mm)	5.6 lbs. (2.5kg)	25	030, 112, 150, 260



No. 4629

No. 4630

**PACKED:** Individually in polybags with 8-32 × 1" (25mm) long truss head screws. All bags are coded with product number, description and UPC code.

## SOLID BRASS CABINET KNOBS SPHERICAL DESIGN

Item No.	Diameter	Projection	Weight per Container	Packed per Container	Finishes
4960.XXX.BIN	1" (25mm)	1.312" (33mm)	4.75 lbs. (2.15kg)	25	030, 050, 102, 150, 151, 260, 264
4961.XXX.BIN	1.25" (32mm)	1.562" (40mm)	8.5 lbs. (3.85kg)	25	030, 050, 102, 150, 151, 260, 264
*4968.XXX.BIN	1.5" (38mm)	1.812" (46mm)	9.66 lbs. (4.37kg)	20	030, 050, 102, 150, 151, 260, 264



No. 4960

No. 4961  
No. 4968

**PACKED:** Individually in polybags with 8-32 × 1" (25mm) long truss head screws. All bags are coded with product number, description and UPC code. (\*No. 4968 is furnished with a No. 1/4-20 × 1.25" (32mm) long truss head screw.)

e

8

REVISION  
APR 2005

# Cabinet Knobs

**RESERVED FOR FUTURE ADDITIONS**

# Cabinet Knob Back Plates

e  
9  
REVISION  
APR 2005

## SOLID BRASS BACK PLATES FOR CABINET KNOBS

Item No.	Diameter	Weight per Container	Packed per Container	Finishes
4900.XXX.BIN	1.25" (32mm)	1.25 lbs. (.60kg)	50	030, 050, 102, 150, 151, 260, 264
4901.XXX.BIN	1.375" (33mm)	2.5 lbs. (1.13kg)	50	030, 050, 102, 150, 151, 260, 264
4902.XXX.BIN	1.5" (38mm)	3 lbs. (1.35kg)	50	030, 050, 102, 150, 151, 260, 264
*4903.XXX.BIN	1.75" (44mm)	4.5 lbs. (2.08kg)	50	030, 050, 102, 150, 151, 260, 264
4613.XXX.BIN	1.5" (38mm)	1.5 lbs. (.68kg)	25	030, 112, 150, 260
4619.XXX.BIN	1.25" x 2" (32mm x 51mm)	1.85 lbs. (.84kg)	25	030, 112, 150, 260



No. 4900




No. 4901



No. 4902



No. 4903\*



No. 4613



No. 4619

**PACKED:** In individual polybags. All bags are coded with product number, description and UPC code.

**\*NOTE:** No. 4903 Back Plate can only be used with Nos. 4708 and 4709 Cabinet Knobs.

RESERVED FOR FUTURE ADDITIONS

# Cabinet Pulls

## SOLID BRASS CABINET PULL



No. 4670    No. 4671  
No. 4672    No. 4674  
No. 4676    No. 4678  
No. 4679

Item No.	Center to Center	Projection	Length Overall	Weight per Container	Packed per Container	Finishes
4670.XXX.BIN	2.5" (64mm)	1.125" (29mm)	2.812" (117mm)	3.25 lbs. (3.18kg)	25	030, 050, 102, 150, 151, 260, 264
4671.XXX.BIN	2.75" (70mm)	1.125" (29mm)	3.062" (78mm)	2.64 lbs. (1.5kg)	25	030, 050, 102, 150, 151, 260, 264
4672.XXX.BIN	3" (76mm)	1.125" (29mm)	3.312" (86mm)	3.38 lbs. (1.53kg)	25	030, 050, 102, 150, 151, 260, 264
4674.XXX.BIN	3.5" (89mm)	1.125" (29mm)	3.812" (97mm)	3.5 lbs. (1.58kg)	25	030, 050, 102, 150, 151, 260, 264
4676.XXX.BIN	4" (102mm)	1.125" (29mm)	4.312" (110mm)	4.25 lbs. (1.75kg)	25	030, 050, 102, 150, 151, 260, 264
4678.XXX.BIN	5" (127mm)	1.125" (29mm)	5.312" (135mm)	4.5 lbs. (2.05kg)	25	030, 050, 102, 150, 151, 260, 264
4679.XXX.BIN	6" (152mm)	1.125" (29mm)	6.312" (160mm)	4 lbs. (1.82kg)	25	030, 050, 102, 150, 151, 260, 264

**SIZE:** Diameter of Pulls: .312" (8mm).

**PACKED:** Individually in polybags with 8-32 x 1" (25mm) long truss head screws. All bags are coded with product number, description and UPC code.

**BHMA DESIGNATION:** B12012

## SOLID BRASS CABINET PULL



No. 4962    No. 4963

Item No.	Center to Center	Projection	Length Overall	Weight per Container	Packed per Container	Finishes
4962.XXX.BIN	3" (76mm)	1.125" (29mm)	3.625" (92mm)	3.25 lbs. (1.48kg)	25	030, 050, 102, 150, 151, 260, 264
4963.XXX.BIN	3.5" (89mm)	1.25" (32mm)	4.125" (105mm)	3.75 lbs. (1.7kg)	25	030, 050, 102, 150, 151, 260, 264

**PACKED:** In individual polybags with 8-32 x 1" (25mm) long truss head screws. All bags are coded with product number, description and UPC code.

Cabinet Pull Base available, No. 4965. See page E/15. Diameter of Bases: .625" (16mm).

## SOLID BRASS CABINET PULL



No. 4964    No. 4966  
No. 4967

Item No.	Center to Center	Projection	Length Overall	Weight per Container	Packed per Container	Finishes
4964.XXX.BIN	4" (102mm)	1.5" (38mm)	4.625" (117mm)	7 lbs. (3.18kg)	20	030, 050, 102, 150, 151, 260, 264
4966.XXX.BIN	3" (76mm)	1.125" (29mm)	3.125" (79mm)	5.6 lbs. (2.54kg)	25	030, 050, 102, 150, 151, 260, 264
4967.XXX.BIN	3.5" (89mm)	1.25" (32mm)	3.625" (92mm)	2.6 lbs. (1.18kg)	25	030, 050, 102, 150, 151, 260, 264

**PACKED:** In individual polybags with 8-32 x 1" (25mm) long truss head screws. All bags are coded with product number, description and UPC code. (\*No. 4964 is designed without bases and is threaded for 10-24 x 1" (25mm) long truss head screws.)

# Cabinet Pulls

## SOLID BRASS CABINET PULL DECO DESIGN

Item No.	Center to Center	Projection	Weight per Container	Packed per Container	Finishes
4436.XXX.BIN	3" (76mm)	1.21" (31mm)	5.15 lbs (2.34kg)	25	030, 050, 102, 150, 151, 260, 264
4437.XXX.BIN	3.5" (89mm)	1.24" (32mm)	5.6 lbs (2.52kg)	25	030, 050, 102, 150, 151, 260, 264
4438.XXX.BIN	4" (102mm)	1.31" (33mm)	5.6 lbs (2.52kg)	20	030, 050, 102, 150, 151, 260, 264



No. 4436 No. 4437  
No. 4438

**PACKED:** In individual polybags with 8-32 x 1" (25mm) long truss head screws. All bags are coded with product number, description and UPC code.

## SOLID BRASS CABINET PULL CONTOUR DESIGN

Item No.	Center to Center	Projection	Weight per Container	Packed per Container	Finishes
4473.XXX.BIN	3" (76mm)	0.94" (24mm)	4.8 lbs (2.17kg)	25	030, 050, 102, 150, 151, 260, 264
4474.XXX.BIN	3.75" (95mm)	0.94" (24mm)	5.65 lbs (2.56kg)	25	030, 050, 102, 150, 151, 260, 264



No. 4473 No. 4474

**PACKED:** In individual polybags with 8-32 x 1" (25mm) long truss head screws. All bags are coded with product number, description and UPC code.

## SOLID BRASS CABINET PULL SPINDLE DESIGN

Item No.	Center to Center	Projection	Weight per Container	Packed per Container	Finishes
4475.XXX.BIN	2.5" (64mm)	1" (25mm)	4.05 lbs (1.83kg)	25	030, 050, 102, 150, 151, 260, 264
4476.XXX.BIN	3.75" (96mm)	1" (25mm)	5.25 lbs (2.38kg)	25	030, 050, 102, 150, 151, 260, 264



No. 4475 No. 4476

**PACKED:** In individual polybags with 8-32 x 1" (25mm) long truss head screws. All bags are coded with product number, description and UPC code.

# Cabinet Pulls

## SOLID BRASS CABINET PULL OVAL DESIGN



No. 4479      No. 4480

Item No.	Center to Center	Projection	Weight per Container	Packed per Container	Finishes
4479.XXX.BIN	3" (76mm)	0.94" (24mm)	3.25 lbs (1.47kg)	25	030, 050,102, 150, 151, 260, 264
4480.XXX.BIN	4" (102mm)	1.2" (30mm)	6.05 lbs (2.74kg)	25	030, 050,102, 150, 151, 260, 264

**PACKED:** In individual polybags with 8-32 × 1" (25mm) long truss head screws. All bags are coded with product number, description and UPC code.

## SOLID BRASS CABINET PULL ROUND DESIGN



No. 4481      No. 4482  
No. 4483

Item No.	Center to Center	Projection	Weight per Container	Packed per Container	Finishes
4481.XXX.BIN	3" (76mm)	.64" (16mm)	7.25 lbs (3.28kg)	25	030, 050,102, 150, 151, 260, 264
4482.XXX.BIN	3.5" (89mm)	.64" (16mm)	7.9 lbs (3.58kg)	25	030, 050,102, 150, 151, 260, 264
4483.XXX.BIN	4" (102mm)	.64" (16mm)	8.55 lbs (3.87kg)	25	030, 050,102, 150, 151, 260, 264

**PACKED:** In individual polybags with 8-32 × 1" (25mm) long truss head screws. All bags are coded with product number, description and UPC code.

## SOLID BRASS CABINET PULL DOMINION DESIGN



No. 4487      No. 4488  
No. 4489

Item No.	Center to Center	Projection	Weight per Container	Packed per Container	Finishes
4487.XXX.BIN	3" (76mm)	1.25" (32mm)	4.65 lbs (2.11kg)	25	030, 050,102, 150, 151, 260, 264
4488.XXX.BIN	3.5" (89mm)	1.25" (32mm)	5.3 lbs (2.40kg)	25	030, 050,102, 150, 151, 260, 264
4489.XXX.BIN	4" (102mm)	1.25" (32mm)	5.95 lbs (2.70kg)	25	030, 050,102, 150, 151, 260, 264

**PACKED:** In individual polybags with 8-32 × 1" (25mm) long truss head screws. All bags are coded with product number, description and UPC code.

# Cabinet Pulls

e  
13  
REVISION  
APR 2005

## SOLID BRASS CABINET PULL ROUND ARCH DESIGN

Item No.	Center to Center	Projection	Weight per Container	Packed per Container	Finishes
4496.XXX.BIN	3.75" (96mm)	1.1" (28mm)	4.55 lbs (2.06kg)	25	030, 050, 102, 150, 151, 260, 264
4497.XXX.BIN	5" (128mm)	1.16" (29mm)	5.9 lbs (2.67kg)	25	030, 050, 102, 150, 151, 260, 264
4448.XXX.BIN	6" (154mm)	1.23" (30mm)	5.25 lbs (2.39kg)	25	030, 050, 102, 150, 151, 260, 264
4449.XXX.BIN	7" (180mm)	1.25" (31mm)	6.5 lbs (2.95kg)	25	030, 050, 102, 150, 151, 260, 264
4450.XXX.BIN	8" (206mm)	1.27" (32mm)	7.75 lbs (3.52kg)	25	030, 050, 102, 150, 151, 260, 264



No. 4496 No. 4497  
No. 4448 No. 4449  
No. 4450

**PACKED:** In individual polybags with 8-32 x 1" (25mm) long truss head screws. All bags are coded with product number, description and UPC code.

## SOLID BRASS CABINET PULL HEX ARCH DESIGN

Item No.	Center to Center	Projection	Weight per Container	Packed per Container	Finishes
4498.XXX.BIN	3.75" (96mm)	1.1" (28mm)	4.95 lbs (2.24kg)	25	030, 050, 102, 150, 151, 260, 264



No. 4498

**PACKED:** In individual polybags with 8-32 x 1" (25mm) long truss head screws. All bags are coded with product number, description and UPC code.

## SOLID BRASS CABINET PULL PLAIN CUP PULL

Item No.	Center to Center	Projection	Weight per Container	Packed per Container	Finishes
4462.XXX.BIN	3" (76mm)	1.8" (45mm)	1.13 lbs (0.51kg)	20	030, 050, 102, 150, 151, 260, 264



No. 4462

**PACKED:** In individual polybags with 4 x 3/4" slotted oval wood screws. All bags are coded with product number, description and UPC code.

**NOTE:** Front Mounted pulls provided with matching finish screws.

# Cabinet Pulls

## SOLID BRASS CABINET PULL CUP PULL



No. 4423      No. 4424

Item No.	Center to Center	Projection	Weight per Container	Packed per Container	Finishes
4423.XXX.BIN	3" (76mm)	1.16" (29mm)	4.9 lbs (2.22kg)	20	030, 050, 102, 150, 151, 260, 264
4424.XXX.BIN	4" (102mm)	1.20" (30mm)	5.8 lbs (2.62kg)	20	030, 050, 102, 150, 151, 260, 264

**PACKED:** In individual polybags with 8-32 × 1" (25mm) long truss head screws. All bags are coded with product number, description and UPC code.

## SOLID BRASS CABINET PULL MELON CUP PULL



No. 4464

Item No.	Center to Center	Projection	Weight per Container	Packed per Container	Finishes
4464.XXX.BIN	3" (76mm)	1.7" (43mm)	3.05 lbs (1.38kg)	20	030, 050, 102, 150, 151, 260, 264

**PACKED:** In individual polybags with 8-32 × 1" (25mm) long truss head screws. All bags are coded with product number, description and UPC code.

## SOLID BRASS CABINET PULL SQUARE ORNAMENTAL CUP PULL



No. 4466

Item No.	Center to Center	Projection	Weight per Container	Packed per Container	Finishes
4466.XXX.BIN	3.5" (89mm)	1.4" (35mm)	2.05 lbs (0.93kg)	20	030, 050, 102, 150, 151, 260, 264

**PACKED:** In individual polybags with 4 × 3/4" slotted oval wood screws. All bags are coded with product number, description and UPC code.

**NOTE:** Front Mounted pulls provided with matching finish screws.

## SOLID BRASS CABINET PULL ROUNDED ORNAMENTAL CUP PULL



No. 4467

Item No.	Center to Center	Projection	Weight per Container	Packed per Container	Finishes
4467.XXX.BIN	3" (76mm)	1.2" (30mm)	1.55 lbs (0.70kg)	20	030, 050, 102, 150, 151, 260, 264

**PACKED:** In individual polybags with 4 × 3/4" slotted oval wood screws. All bags are coded with product number, description and UPC code.

**NOTE:** Front Mounted pulls provided with matching finish screws.

# Cabinet Pulls

e  
15  
REVISION  
APR 2005

## SOLID BRASS CABINET PULL EDINBURGH® DESIGN

Item No.	Center to Center	Projection	Weight per Container	Packed per Container	Finishes
4611.XXX.BIN	3.5" (89mm)	1.31" (33mm)	6.9 lbs (3.14kg)	25	030, 112, 150, 260
4612.XXX.BIN	4" (102mm)	1.28" (32mm)	8 lbs (3.64kg)	25	030, 112, 150, 260



No. 4611      No. 4612

**PACKED:** In individual polybags with 8-32 x 1" (25mm) long truss head screws. All bags are coded with product number, description and UPC code.

## CABINET PULL BASE

Item No.	Center to Center	Projection	Weight per Container	Packed per Container	Finishes
4965.XXX.BIN	.625" (16mm)	.093" (2.33mm)	.20 lbs. (.09kg)	50	030, 050, 102, 150, 151, 260, 264



No. 4965

**PACKED:** In individual polybags.

**NOTES:** Recessed to accommodate cabinet pull Nos. 4966 and 4967 shown on page E/10.

## CABINET PULL BASE

Item No.	Diameter	Weight per Container	Packed per Container	Finishes
4989.XXX.BIN	.625" (16mm)	.50 lbs. (.23kg)	50	030, 050, 102, 150, 151, 260, 264



No. 4989

**SIZE:** Recessed to accommodate cabinet pulls of .312" (8mm) in diameter.

# The Estate® Collection Crystal Cabinet Hardware

See Section A for Crystal Robe Hook and Section F for Crystal Latch sets.

## CRYSTAL CABINET KNOB



No. 4300 No. 4301  
No. 4302

Item No.	Diameter	Projection	Weight per Container	Packed per Container	Finish
4300.XXX	1" (25mm)	1.35" (34mm)	0.73 lbs. (0.33kg)	10	030
4301.XXX	1.19" (30mm)	1.55" (39mm)	1.13 lbs. (0.51kg)	10	030
4302.XXX	1.38" (35mm)	1.75" (44mm)	1.73 lbs (0.78kg)	10	030

**PACKED:** In individual polybags and protective cartons with 0.75" (19mm) long truss head screws. All bags are coded with product number, description and UPC code.

## CRYSTAL CABINET KNOB



No. 4303 No. 4304  
No. 4305

Item No.	Diameter	Projection	Weight per Container	Packed per Container	Finish
4303.XXX	1" (25mm)	1.33" (34mm)	0.72 lbs. (0.33kg)	10	030
4304.XXX	1.19" (30mm)	1.57" (40mm)	1.21 lbs (0.55kg)	10	030
4305.XXX	1.46" (37mm)	1.84" (48mm)	1.57 lbs. (0.71kg)	10	030

**PACKED:** In individual polybags and protective cartons with 0.75" (19mm) long truss head screws. All bags are coded with product number, description and UPC code.

## CRYSTAL CABINET KNOB



No. 4306 No. 4307  
No. 4308

Item No.	Diameter	Projection	Weight per Container	Packed per Container	Finish
4306.XXX	1" (25mm)	1.25" (32mm)	0.48 lbs. (0.22kg)	10	030
4307.XXX	1.19" (30mm)	1.25" (32mm)	0.71 lbs. (0.32kg)	10	030
4308.XXX	1.38" (35mm)	1.25" (32mm)	0.95 lbs. (0.43kg)	10	030

**PACKED:** In individual polybags and protective cartons with 0.75" (19mm) long truss head screws. All bags are coded with product number, description and UPC code.

## SATIN CRYSTAL CABINET KNOB



No. 4320 No. 4321  
No. 4322

Item No.	Diameter	Projection	Weight per Container	Packed per Container	Finish
4320.XXX	1" (25mm)	1.57" (40mm)	0.88 lbs. (0.40kg)	10	030, 150, 260
4321.XXX	1.19" (30mm)	1.77" (45mm)	1.62 lbs. (0.73kg)	10	030, 150, 260
4322.XXX	1.38" (35mm)	2.04" (52mm)	2.16 lbs. (0.98kg)	10	030, 150, 260

**PACKED:** In individual polybags and protective cartons with 0.75" (19mm) long truss head screws. All bags are coded with product number, description and UPC code.

# The Estate® Collection Crystal Cabinet Hardware

e  
17  
REVISION  
APR 2005

See Section A for Crystal Robe Hook and Section F for Crystal Latch sets.

## CRYSTAL CABINET KNOB

Item No.	Diameter	Projection	Weight per Container	Packed per Container	Finish
4312.XXX	1" (25mm)	1.43" (36mm)	0.86 lbs. (0.39kg)	10	030
4313.XXX	1.19" (30mm)	1.80" (46mm)	1.53 lbs. (0.70kg)	10	030
4314.XXX	1.38" (35mm)	1.94" (49mm)	2.1 lbs. (0.95kg)	10	030



No. 4312      No. 4313  
No. 4314

**PACKED:** In individual polybags and protective cartons with 0.875" (22mm) long truss head screws. All bags are coded with product number, description and UPC code.

## CRYSTAL CABINET KNOB

Item No.	Diameter	Projection	Weight per Container	Packed per Container	Finish
4317.XXX	1" (25mm)	1.35" (34mm)	0.75 lbs. (0.36kg)	10	030
4318.XXX	1.19" (30mm)	1.60" (41mm)	1.47 lbs. (0.67kg)	10	030
4319.XXX	1.56" (40mm)	2.03" (52mm)	2.43 lbs. (1.1kg)	10	030



No. 4317      No. 4318  
No. 4319

**PACKED:** In individual polybags and protective cartons with 0.75" (19mm) long truss head screws. All bags are coded with product number, description and UPC code.

## CRYSTAL CABINET KNOB

Item No.	Diameter	Projection	Weight per Container	Packed per Container	Finish
4323.XXX	1.19" (30mm)	1.18" (30mm)	0.85 lbs (0.39kg)	10	030
4324.XXX	1.38" (35mm)	1.35" (34mm)	1.26 lbs. (0.57kg)	10	030
4325.XXX	1.75" (45mm)	1.80" (46mm)	2.7 lbs. (1.23kg)	10	030



No. 4323      No. 4324  
No. 4325

**PACKED:** In individual polybags and protective cartons with 0.75" (19mm) long truss head screws. All bags are coded with product number, description and UPC code.

## CRYSTAL CABINET KNOB

Item No.	Diameter	Projection	Weight per Container	Packed per Container	Finish
4326.XXX	1" (25mm)	1.06" (27mm)	0.61 lbs. (0.28kg)	10	030
4327.XXX	1.38" (35mm)	1.31" (33mm)	1.27 lbs. (0.58kg)	10	030
4328.XXX	1.75" (45mm)	1.67" (42mm)	2.7 lbs. (1.23kg)	10	030



No. 4326      No. 4327  
No. 4328

**PACKED:** In individual polybags and protective cartons with 0.75" (19mm) long truss head screws. All bags are coded with product number, description and UPC code.

# The Estate® Collection Crystal Cabinet Hardware

See Section A for Crystal Robe Hook and Section F for Crystal Latch sets.

## CRYSTAL CABINET KNOB



No. 4346 No. 4348

Item No.	Diameter	Projection	Weight per Container	Packed per Container	Finish
4346.XXX	1.19" (30mm)	1.34" (34mm)	1.10 lbs (0.50kg)	10	030, 150, 260
4348.XXX	1.38" (35mm)	1.54" (39mm)	1.82 lbs (0.82kg)	10	030, 150, 260

**PACKED:** In individual polybags and protective cartons with 0.75" (19mm) long truss head screws. All bags are coded with product number, description and UPC code.



No. 4332 No. 4334  
No. 4336

Swarovski  
Crystal

## CRYSTAL CABINET KNOB

Item No.	Diameter	Projection	Weight per Container	Packed per Container	Finish
4332.XXX.S	0.75" (20mm)	1.10" (28mm)	0.64 lbs. (0.29kg)	10	010, 030, 150, 260
4334.XXX.S	1.19" (30mm)	1.68" (43mm)	1.65 lbs. (0.75kg)	10	010, 030, 150, 260
4336.XXX.S	1.56" (40mm)	2.10" (53mm)	3.14 lbs. (1.43kg)	10	010, 030, 150, 260

**PACKED:** In individual polybags and protective cartons with 0.75" (19mm) long truss head screws. All bags are coded with product number, description and UPC code.



No. 4339 No. 4341

Swarovski  
Crystal

## CRYSTAL CABINET KNOB

Item No.	Diameter	Projection	Weight per Container	Packed per Container	Finish
4339.XXX.S	1.15" (29mm)	1.52" (39mm)	1.31 lbs. (0.59kg)	10	010, 030
4341.XXX.S	1.50" (38mm)	2.05" (52mm)	1.84 lbs. (1.29kg)	10	010, 030

**PACKED:** In individual polybags with 0.75" (19mm) long truss head screws. All bags are coded with product number, description and UPC code.



No. 4338

Swarovski  
Crystal

## CRYSTAL CABINET KNOB

Item No.	Diameter	Projection	Weight per Container	Packed per Container	Finish
4338.XXX.S	0.38" (10mm)	0.88" (22mm)	0.45 lbs. (0.2kg)	10	030

**PACKED:** In individual polybags with 1" (25mm) long truss head screws. All bags are coded with product number, description and UPC code.

# The Estate® Collection Crystal Cabinet Hardware

e  
19  
REVISION  
APR 2005

See Section A for Crystal Robe Hook and Section F for Crystal Latch sets.

## CRYSTAL CABINET PULL

Item No.	Center to Center	Projection	Weight per Container	Packed per Container	Finish
4343.XXX	3" (76mm)	1.42" (36mm)	2.46 lbs. (1.12kg)	10	030



No. 4343

**PACKED:** In individual polybags and protective cartons with 8-32 × 1" (25mm) long truss head screws. All bags are coded with product number, description and UPC code.

## CRYSTAL CABINET PULL

Item No.	Center to Center	Projection	Weight per Container	Packed per Container	Finish
4349.XXX	3" (75mm)	1.42" (36mm)	2.43 lbs. (1.10kg)	10	030



No. 4349

**PACKED:** In individual polybags and protective cartons with 8-32 × 1" (25mm) long truss head screws. All bags are coded with product number, description and UPC code.

## SATIN CRYSTAL CABINET PULL

Item No.	Center to Center	Projection	Weight per Container	Packed per Container	Finish
4342.XXX	3.75" (95mm)	1.26" (32mm)	2.42 lbs (1.10kg)	10	030, 150, 260



No. 4342

**PACKED:** In individual polybags and protective cartons with 8-32 × 1" (25mm) long truss head screws. All bags are coded with product number, description and UPC code.

**e**

**20**

REVISION  
APR 2005











# Cabinet Hardware

**RESERVED FOR FUTURE ADDITIONS**

# Solid Brass Switch Plates

e  
21  
REVISION  
APR 2005



## SOLID BRASS, CLASSIC SQUARE BEVEL DESIGN SWITCH PLATES

Item	Item Number	Description	Size	Weight Per Box	Available Finishes	Packed Per Box
	4750	Single Box Cover	4 3/4" × 2 3/4" (114 × 70mm)	1.7 lbs. (0.77kg)	030, 112, 150	10
	4751	Single Toggle	4 1/2" × 2 3/4" (114 × 70mm)	1.7 lbs. (0.77kg)	030, 050, 112, 150, 151, 260	5
	4752	Duplex	4 1/2" × 2 3/4" (114 × 70mm)	1.7 lbs. (0.77kg)	030, 050, 112, 150, 151, 260	5
	4761	Double Toggle	4 1/2" × 4 1/2" (114 × 114mm)	2.8 lbs. (1.27kg)	030, 050, 112, 150, 151, 260	5
	4762	Combo Outlet/ Single Toggle	4 1/2" × 4 1/2" (114 × 114mm)	2.8 lbs. (1.27kg)	030, 112, 150, 260	5
	4763	Outlet/Double Switch Combo	4 1/2" × 6 1/2" (114 × 165mm)	2.0 lbs. (0.91kg)	030	5
	4770	Triple Toggle	4 1/2" × 6 1/2" (114 × 165mm)	2.0 lbs. (0.91kg)	030, 050, 112, 150, 151, 260	5
	4771	Double Duplex	4 1/2" × 4 1/2" (114 × 114mm)	1.11 lbs. (0.50kg)	030, 050, 112, 150, 151, 260	5
	4772	Quad Toggle	4 1/2" × 8 1/8" (114 × 206mm)	2.6 lbs. (1.18kg)	030, 050, 112, 150, 151, 260	5
	4773	Triple Toggle/ Outlet Combo	4 1/2" × 8 1/8" (114 × 206mm)	0.45 lb. (0.21kg)	030	1

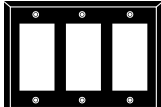






# Solid Brass Switch Plates

## SOLID BRASS, CLASSIC SQUARE BEVEL DESIGN SWITCH PLATES

Item	Item Number	Description	Size	Weight Per Box	Available Finishes	Packed Per Box
	4775	5 Gang Toggle	4 1/2" × 10" (114 × 254mm)	0.58 lb. (0.26kg)	030, 150	1
	4764	Cable Cover	4 1/2" × 2 3/4" (114 × 70mm)	0.88 lb. (0.40kg)	030, 050, 112, 150, 151, 260	5










## SPECIAL FUNCTION PLATES

Item	Item Number	Description	Size	Weight Per Box	Available Finishes	Packed Per Box
	4740	Triple GFCI	4 1/2" × 6 1/2" (114 × 165mm)	2.0 lbs. (0.91kg)	030, 050, 112, 150, 151	5
	4741	Double GFCI	4 1/2" × 4 1/2" (114 × 114mm)	2.8 lbs. (1.27kg)	030, 050, 112, 150, 151, 260	5
	4742	Quad GFCI	4 1/2" × 8 1/8" (114 × 206mm)	0.36 lb. (0.16kg)	030, 050, 112, 150, 151, 260	1
	4754	Single GFCI	4 1/2" × 2 3/4" (114 × 701mm)	1.7 lbs. (0.77kg)	030, 050, 112, 150, 151, 260	5
	4743	GFCI/Single Toggle Combo	4 1/2" × 4 1/2" (114 × 114mm)	1.4 lbs. (0.64kg)	030, 050, 112, 150, 151, 260	5

# Solid Brass Switch Plates

e  
23  
REVISION  
APR 2005




## SOLID BRASS, COLONIAL DESIGN SWITCH PLATES

Item	Item Number	Description	Size	Weight Per Box	Available Finishes	Packed Per Box
	4756	Single Toggle	5 1/8" × 3" (130 × 76mm)	2.9 lbs. (1.32kg)	030, 050, 112, 150, 151, 260	10
	4757	Duplex	5 1/8" × 3" (130 × 76mm)	2.9 lbs. (1.32kg)	030, 050, 112, 150, 151, 260	10
	4766	Double Toggle	5 1/8" × 5 1/8" (130 × 130mm)	4.7 lbs. (2.13kg)	030, 050, 112, 150, 151, 260	5
	4767	Combo Outlet/ Single Toggle	5 1/8" × 5 1/8" (130 × 130mm)	4.7 lbs. (2.13kg)	030, 050, 112, 150, 151, 260	10
	4768	Outlet/Double Toggle Combo	5 3/8" × 6 1/2" (137 × 165mm)	3.3 lbs. (1.50kg)	030	5
	4780	Triple Toggle	5 3/8" × 6 1/2" (137 × 165mm)	3.3 lbs. (1.50kg)	030, 050, 112, 150, 151, 260	5
	4781	Double Duplex	5 1/8" × 5 1/8" (130 × 130mm)	2.07 lbs. (0.94kg)	030, 050, 112, 150, 151, 260	5
	4782	Quad Toggle	5 3/8" × 8 1/4" (137 × 210mm)	4.3 lbs. (1.95kg)	030, 050, 112, 150, 151	5
	4783	Outlet/ Triple Toggle	5 3/8" × 8 1/4" (137 × 210mm)	0.78 lb. (0.35kg)	030	1



# Solid Brass Switch Plates











## SOLID BRASS, COLONIAL DESIGN SWITCH PLATES

Item	Item Number	Description	Size	Weight Per Box	Available Finishes	Packed Per Box
	4769	Cable	5 1/8" x 3" (130 x 76mm)	0.69 lb. (0.31kg)	030, 050, 112, 150, 151, 260	5
	4785	Single GFCI	5 1/8" x 3" (130mm x 76mm)	2.93 lbs. (1.32kg)	030, 050, 112, 150, 151	5
	4787	Double GFCI	5 1/8" x 5 1/8" (130mm x 130mm)	4.72 lbs. (2.13kg)	030, 050, 112, 150, 151, 260	10

# Solid Brass Switch Plates

e  
25  
REVISION  
OCT 2005

## SOLID BRASS, ROPE DESIGN SWITCH PLATES

Item	Item Number	Description	Size	Weight Per Box	Available Finishes	Packed Per Box
	4788	Single Toggle	5 3/8" × 3 15/16" (137 × 85mm)	2.4 lbs. (1.09kg)	030, 050, 112, 150	10
	4789	Duplex	5 3/8" × 3 15/16" (137 × 85mm)	2.0 lbs. (0.91kg)	030, 050, 112, 150	10
	4790	Double Toggle	5 15/16" × 5 15/16" (138 × 138mm)	4.0 lbs. (1.81kg)	030, 050, 112, 150	5
	4791	Combo Outlet/ Single Toggle	5 15/16" × 5 15/16" (138 × 138mm)	4.0 lbs. (1.81kg)	030, 050, 112, 150	10
	4792	Outlet/Double Toggle Combo	5 5/8" × 6 3/4" (143 × 170mm)	2.5 lbs. (1.13kg)	030, 050, 112, 150	5
	4793	Triple Toggle	5 5/8" × 6 3/4" (143 × 170mm)	2.7 lbs. (1.22kg)	030, 050, 112, 150	5
	4794	Double Duplex	5 15/16" × 5 15/16" (138 × 138mm)	1.5 lbs. (0.68kg)	030, 050, 112, 150	5
	4795	Cable	5 3/8" × 3 15/16" (137 × 85mm)	1.0 lb. (0.45kg)	030, 050, 112, 150	5
	4796	Single GFCI	5 3/8" × 3 15/16" (137mm × 85mm)	1.0 lb. (0.45kg)	030, 050, 112, 150	5
	4797	Double GFCI	5 15/16" × 5 7/16" (138mm × 138mm)	3.0 lbs. (1.36kg)	030, 050, 112, 150	10



**e**

**26**

REVISION  
OCT 2005

# The Estate® Collection

**RESERVED FOR FUTURE ADDITIONS**